

KLED 4000lm Lantern Light



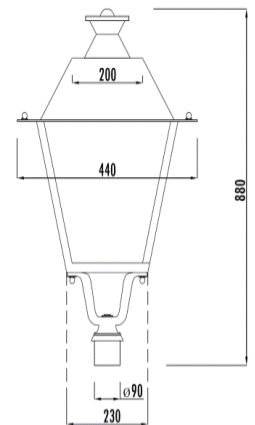
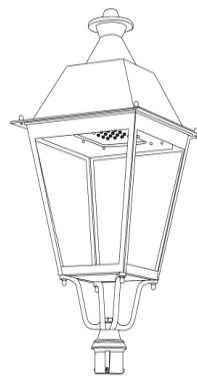
Product code: KLL-FDP-40-040L

KLED lantern lights have been engineered to achieve industry leading levels of efficacy and performance with a decorative design. KLED lantern lights are offered in a range of Wattages and optics designed to meet the requirements of all environmental conditions, road types and pole heights. Our lantern lights are manufactured by a top OEM. KLED lanterns have components such as CREE. KLED lantern lights have a dimmable option to increase energy savings. The optional KLED energy usage monitoring and lighting control management system enables on off time scheduling and energy usage monitoring.



VISTA TRIDIMENSIONALE

VISTA FRONTALE



PRODUCT SPECIFICATION

Dimensions:	440mm x 880mm x 4410mm
Chip:	CREE, Bridgelux
Colours:	3000K / 4000K
CRI:	≥80
Body:	Aluminum housing
Weight:	5.5kg
Operating temp:	-30°C ~ 40°C Ta
IP rating:	IP66
Standard:	CE, RoHs
Driver:	Mean Well/ Inventronics Dimmable, Class I
Warranty:	5 years

ELECTRICAL DATA

Power consumption:	40W
Operating voltage:	100 Vac - 240 Vac
Input AC Current:	0.29A
Luminous flux	4000 lm @ 4000K
Lumens Per Watt:	100lm/W @ 4000K
Frequency:	50Hz - 60Hz

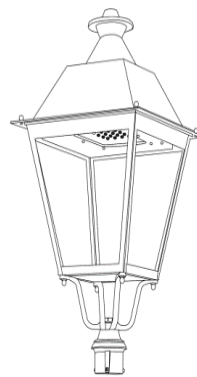
KLED 6000lm Lantern Light

Product code: KLL-FDP-40-060L

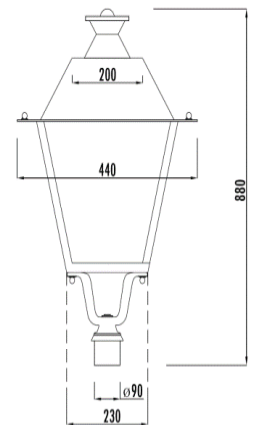
KLED lantern lights have been engineered to achieve industry leading levels of efficacy and performance with a decorative design. KLED lantern lights are offered in a range of Wattages and optics designed to meet the requirements of all environmental conditions, road types and pole heights. Our lantern lights are manufactured by a top OEM. KLED lanterns have components such as CREE. KLED lantern lights have a dimmable option to increase energy savings. The optional KLED energy usage monitoring and lighting control management system enables on off time scheduling and energy usage monitoring.



VISTA TRIDIMENSIONALE





VISTA FRONTALE



PRODUCT SPECIFICATION

Dimensions:	440mm x 880mm x 4410mm
Chip:	CREE, Bridgelux
Colours:	3000K / 4000K
CRI:	≥80
Body:	Aluminum housing
Weight:	5.5kg
Operating temp:	-30°C ~ 40°C Ta
IP rating:	IP66
Standard:	CE, RoHs
Driver:	Mean Well/ Inventronics Dimmable, Class I
Warranty:	5 years



ELECTRICAL DATA

Power consumption:	60W
Operating voltage:	100 Vac - 240 Vac
Input AC Current:	0.29A
Luminous flux	6000 lm @ 4000K
Lumens Per Watt:	100lm/W @ 4000K
Frequency:	50Hz - 60Hz